

Specification

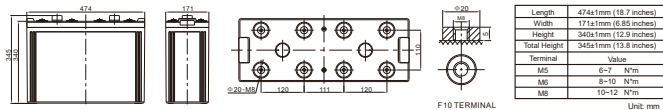
Cells Per Unit	1
Voltage Per Unit	2
Capacity	1000Ah@10hr-rate to 1.80V per cell @25°C
Internal Resistance	Approx. 0.6 mΩ
Terminal	M8
Max. Discharge Current	4000A(5 sec)
Design Life	20 years (floating charge)
Maximum Charging Current	200.0A
Initial Current	300.0A MAX
Reference Capacity	C3 780.0AH
	C5 865.0AH
	C10 1000.0AH
	C20 1060.0AH
Float Charging Voltage	2.27V~2.30V@ 25°C
	Temperature Compensation: -3mV/°C/Cell
Cycle Use Voltage	2.42V~2.48V@ 25°C
	Temperature Compensation: -4mV/°C/Cell
Operating Temperature Range	Discharge: -40°C~60°C
	Charge: -20°C~50°C
	Storage: -40°C~60°C
Normal Operating Temperature Range	25°C ± 5°C
Self Discharge	Less than 3% at 25°C per month
Container Material	A.B.S. UL94-HB, UL94-V0 Optional.



Application

- Solar/Wind Power System
- Uninterruptible Power Supplies (UPS)
- Electric Power Systems [EPS]
- Emergency Backup Power Supplies
- Communication Power Supplies
- DC Power Supplies
- Auto Control System

Dimensions



Constant Current Discharge Characteristics : A[25°C]

F.V/Time	15min	30min	1h	2h	3h	4h	5h	6h	8h	10h	20h
1.60V	1263	978.0	654.0	401.0	293.0	225.0	180.0	163.0	133.0	104.0	56.0
1.65V	1201	939.0	646.0	387.0	281.0	220.0	178.0	159.0	127.0	103.0	55.0
1.70V	1120	885.0	634.0	381.0	274.0	215.0	175.0	155.0	125.0	102.0	54.0
1.75V	994.0	796.0	583.0	360.0	260.0	208.0	173.0	147.0	121.0	101.0	53.0
1.80V	856.0	725.0	550.0	343.0	250.0	200.0	170.0	145.0	119.0	100.0	52.0
1.85V	724.0	653.0	508.0	324.0	238.0	195.0	160.0	137.0	113.0	97.0	49.0

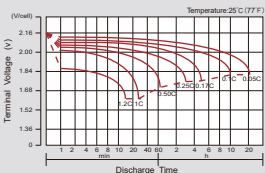
Constant Power Discharge Characteristics : WPC[25°C]

F.V/Time	15min	30min	1h	2h	3h	4h	5h	6h	8h	10h	20h
1.60V	2211	1782	1218	751.0	546.0	396.0	357.0	314.0	253.0	207.0	112.0
1.65V	2153	1772	1211	740.0	535.0	390.0	354.0	310.0	251.0	205.0	110.0
1.70V	2034	1677	1199	729.0	527.0	389.0	350.0	303.0	247.0	204.0	108.0
1.75V	1811	1512	1125	691.0	508.0	369.0	345.0	288.0	239.0	202.0	106.0
1.80V	1568	1379	1070	659.0	487.0	368.0	339.0	284.0	235.0	200.0	104.0
1.85V	1337	1243	992.0	624.0	464.0	341.0	320.0	269.0	223.0	194.0	98.0

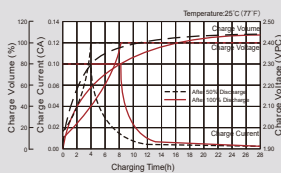
Note: The above characteristics data are average values obtained within three charge/discharge cycle not the minimum values.



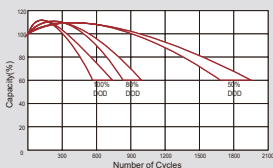
Discharge Characteristics Curve



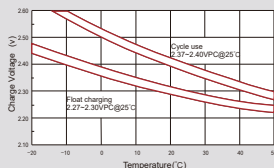
Charge Characteristic Curve for Cycle Use(IU)



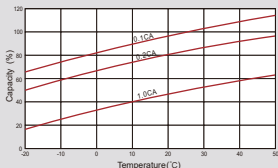
Cycle Life in Relation to Depth of Discharge



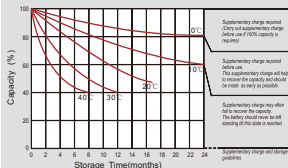
Relationship Between Charging Voltage and Temperature



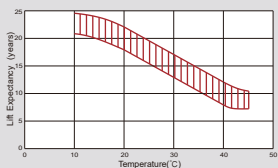
Temperature Effects on Capacity



Storage Characteristics



Effect of Temperature on Long Term Life



Relationship of OCV And State of Charge(20°C)

