


## SM18XQ-B Single Beam Load Cell



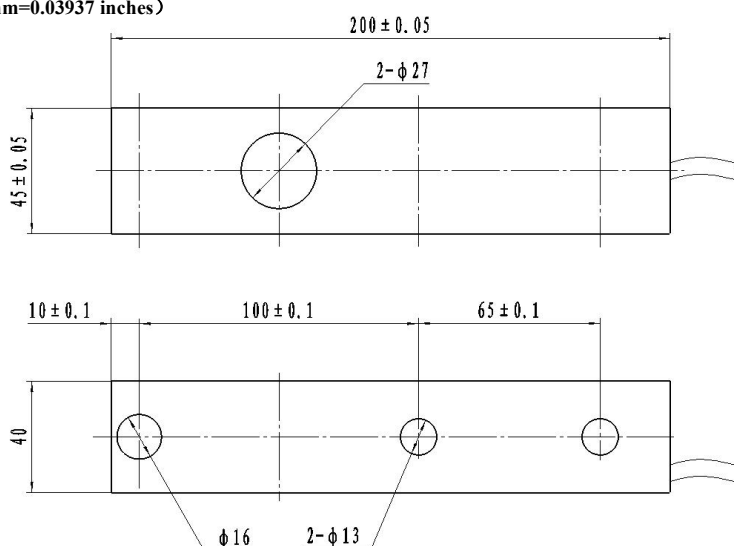
### Description:

The SM18XQ-B single beam load cells introduce proprietary technology and processes from the United States to ensure the measurement accuracy and dynamic performance of each finished product and has been used in many military industrial units. It has a low profile, strong overload capacity, uniform stress distribution, and good resistance to lateral force and small influence from changes in loading position. It is applicable to various forklift scales, low-profile platform scales, bucket scales, silo scales and other force-electricity conversion primary instruments.

### Characteristics:

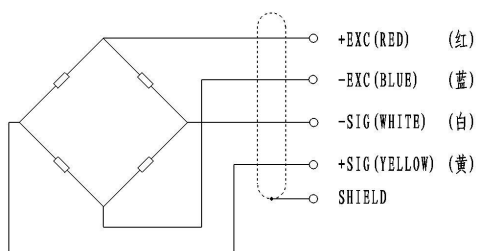
- High sensitivity, reliability and stability.
- Adopts active pressure head structure, which has good resistance to lateral force and impact force.
- Small size, simple in structure and convenient for installation and maintenance.
- Dust-proof, moisture-proof and anti-corrosion sealing measures and can work normally under relatively harsh environmental conditions.

### Dimensions (1n mm. 1mm=0.03937 inches)



### Circuit Diagram:

Red: +input  
 Blue: -input  
 White: +output  
 Yellow: -output



### Specification:

Type	Technical parameters
Nominal load range	0.5 ~ 25t
Power supply	10~12 VDC
Zero balance	1.0± % of rated output
Analog output	2.0±0.001mV/V
Input resistance (R <sub>ic</sub> )	400±20Ω (ohms)
Output resistance (R <sub>o</sub> )	350±5Ω (ohms)
Insulation resistance	≥5000 MΩ (Mege-Ohms)
Class precision	0.05%FS
Effect of temperature	0.02%FS/10°C
Operating temperature	-40 ~ +85°C
Safe Load Limit	200% FS
Safety margin against yielding	300% FS
Safety margin against breakage	500% FS
Material material	High performance alloy steel or (chromium ratio>15% stainless steel)
Protection type	IP67