

SOETECK



HEFEI SHUYI DIGITAL POWER CO., LTD.

TELPHONE

+86-551-65172597

Email

sales@soetecpower.com

Company Address

21F, Building 8#, China Speech Valley, Xiyu Road, High-tech Zone, Hefei, China

Official website

<https://www.soetecpower.com/>



RACKS & CABINETS

SCM SERVER CABINET / NCB NETWORK CABINET / SCG SERIES CABINET / WCB WALL MOUNTED CABINET



SCM series server cabinets are high-quality server cabinets designed specifically for data center servers and compatible equipment. Meeting international standards, the overall framework is designed in a split style, supporting split shipping, and the transportation volume can be saved by 50%. A single person can complete the assembly of the entire cabinet, meeting overseas transportation needs.

- Material

High quality cold-rolled steel plate
- Structure

The main body of the cabinet adopts a structural design of a "G" - shaped column frame, with high load-bearing capacity. The internal design includes 19 inch installation columns that can be easily and quickly adjusted, and top and bottom inlet holes
- Door Plank

The front and rear doors are combined with equipment engineering, using circular plum blossom shaped mesh doors with a ventilation rate greater than 70%; The front door is a curved round hole mesh door, and the rear door is a double opening round hole mesh door; Hinged connection, opening angle greater than 110°
- Side panels

Two section side panel with lock for easy disassembly and maintenance
- Color

RAL9004
- Protection level

IP20
- Static load bearing

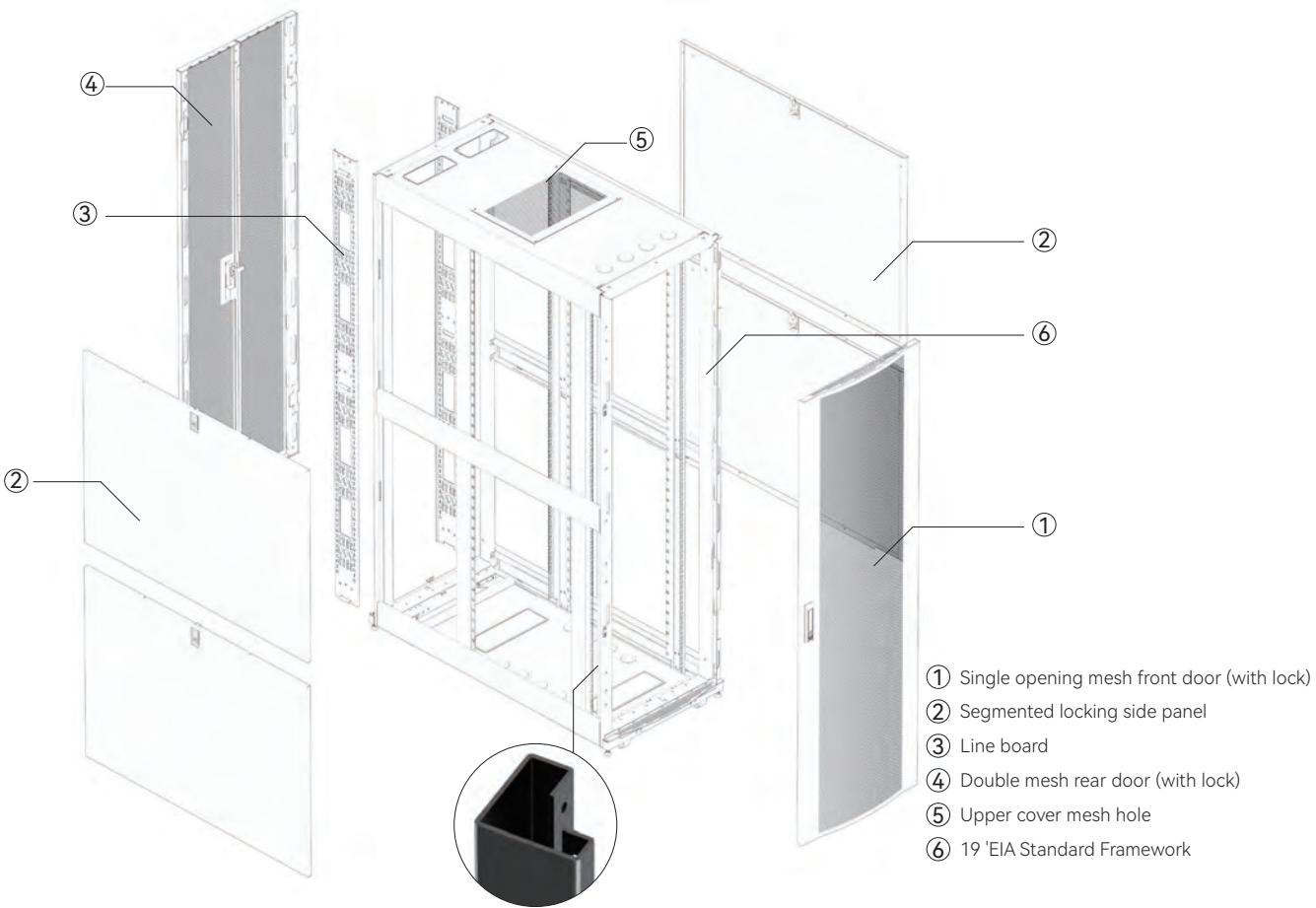
Minimum static load not less than 1800KG

Basic Configuration		
Serial Number	Name	Quantity
1	19 inch standard frame	1
2	Single opening mesh door (front door)	1
3	Double opening mesh door (rear door)	1
4	Removable side panels with lock	2
5	U-pillar	4
6	Cable management board	2
7	Swivel casters	4
8	Support foot	4

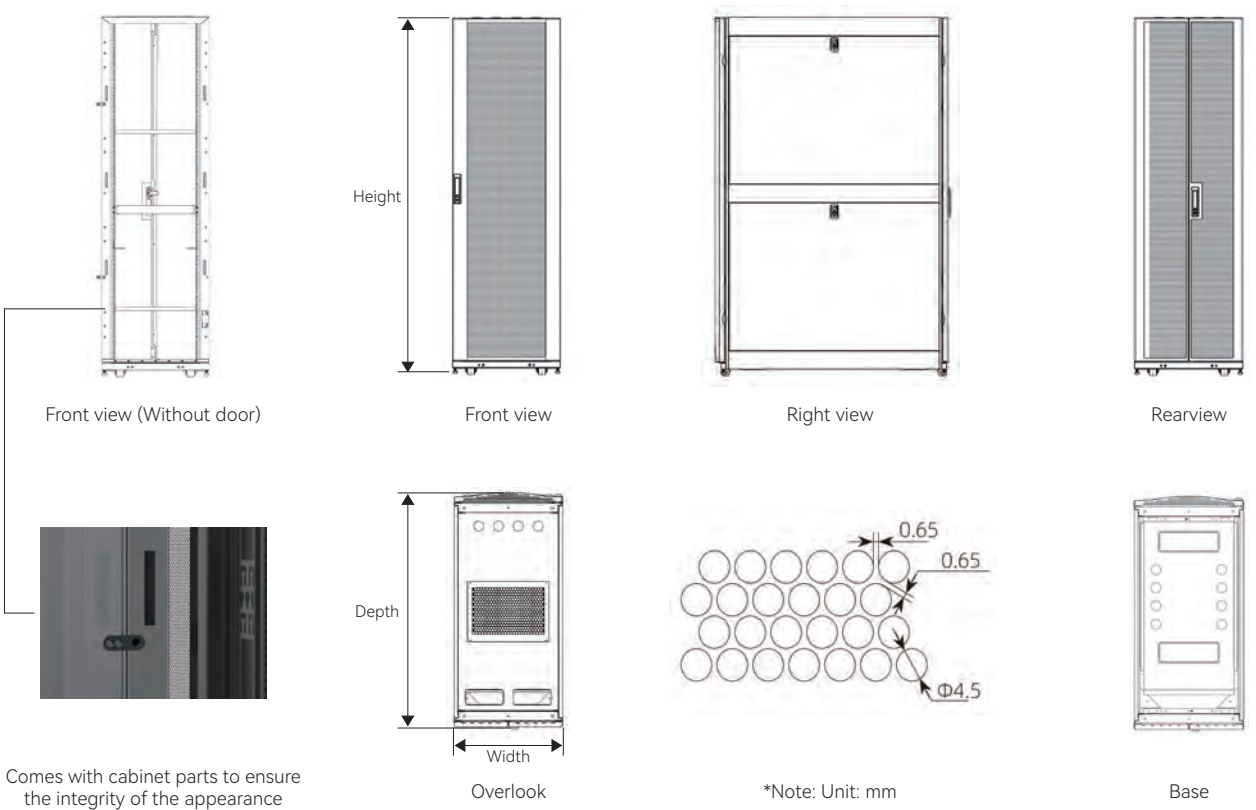
*Note: Changes are subject to change without prior notice

Expansion Accessories		
Serial Number	Name	Specification Description
1	M-type cable tray	P021
2	L-shaped guide rail	P039
3	Shelf	P039
4	Grounding copper busbar	P039
5	Snap-on blind plate	P040
6	Plastic blank panel	P040
7	Brush back holder	P040
8	Cable management ring	P041
9	Horizontal cable manager	P042
10	Vertical cable raceway	P042







*Note: Optional according to requirements



Main dimensions



Cabinet door selection

K Door		<ul style="list-style-type: none">Single door openingArc shaped fully punched round hole steel doorMS829 Advanced Door Lock
		
L Door		<ul style="list-style-type: none">Double doorArc shaped fully punched round hole steel doorMS829 Advanced Door Lock
		
Side Door		<ul style="list-style-type: none">The side door is a two-stage upper and lower that can be opened independently;Comes with cabinet door lock for easy construction and maintenance.
		

Detailed information

Ordering Information					
Serial Number	Model	Specification (mm)			U-number
		Width	Depth	Height	
1	SY-SCM60938W	600	900	1855	38U
2	SY-SCM61138W		1100		38U
3	SY-SCM61238W		1200		38U
4	SY-SCM61338W		1300		38U
5	SY-SCM60942W		900	2032	42U
6	SY-SCM61142W		1100		42U
7	SY-SCM61242W		1200		42U
8	SY-SCM61342W		1300		42U
9	SY-SCM60946W		900	2210	46U
10	SY-SCM61146W		1100		46U
11	SY-SCM61246W		1200		46U
12	SY-SCM61346W		1300		46U
13	SY-SCM80938W	800	900	1855	38U
14	SY-SCM81138W		1100		38U
15	SY-SCM81238W		1200		38U
16	SY-SCM81338W		1300		38U
17	SY-SCM80942W		900	2032	42U
18	SY-SCM81142W		1100		42U
19	SY-SCM81242W		1200		42U
20	SY-SCM81342W		1300		42U
21	SY-SCM80946W		900	2210	46U
22	SY-SCM81146W		1100		46U
23	SY-SCM81246W		1200		46U
24	SY-SCM81346W		1300		46U

*Note: 1 Customized according to specific needs;
2. The height in the list includes the height of the casters and support feet.



NCB series cabinets adopt a disassembly design,tempered glass front door, beautiful appearance,strong versatility, stylish and simple appearance, suitable for various fields such as network,communication and industrial control.

- Material

High quality cold-rolled steel plate
- Structure

The cabinet has a fully modular assembly structure with strong flexibility. It has standard 19-inch mounting columns inside and knocked-out cable holes on the top and bottom, which can be adjusted according to needs.
- Door Plank

The front door is a steel-framed glass door, and the rear door is a steel quick-release door.
- Side panels

Both sides are steel quick-release side panels
- Color

RAL9004
- Protection level

IP20
- Static load bearing

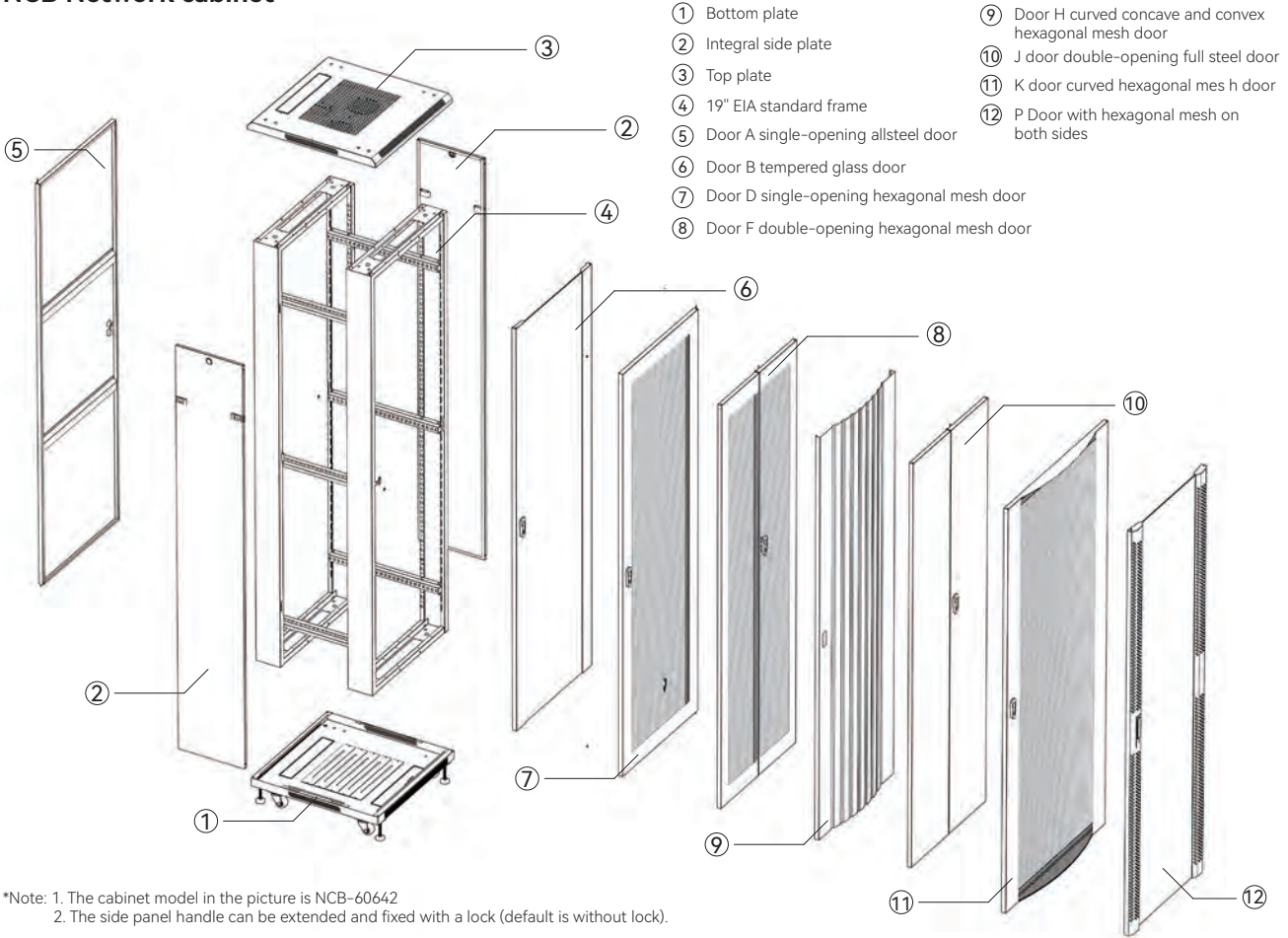
1200KG

Basic Configuration		
No.	Name	Quantity
1	19-inch standard frame	1
2	Single door with lock (front door)	1
3	Single door with lock (rear door)	1
4	Removable side panels	2
5	Swivel casters	4
6	Support foot	2

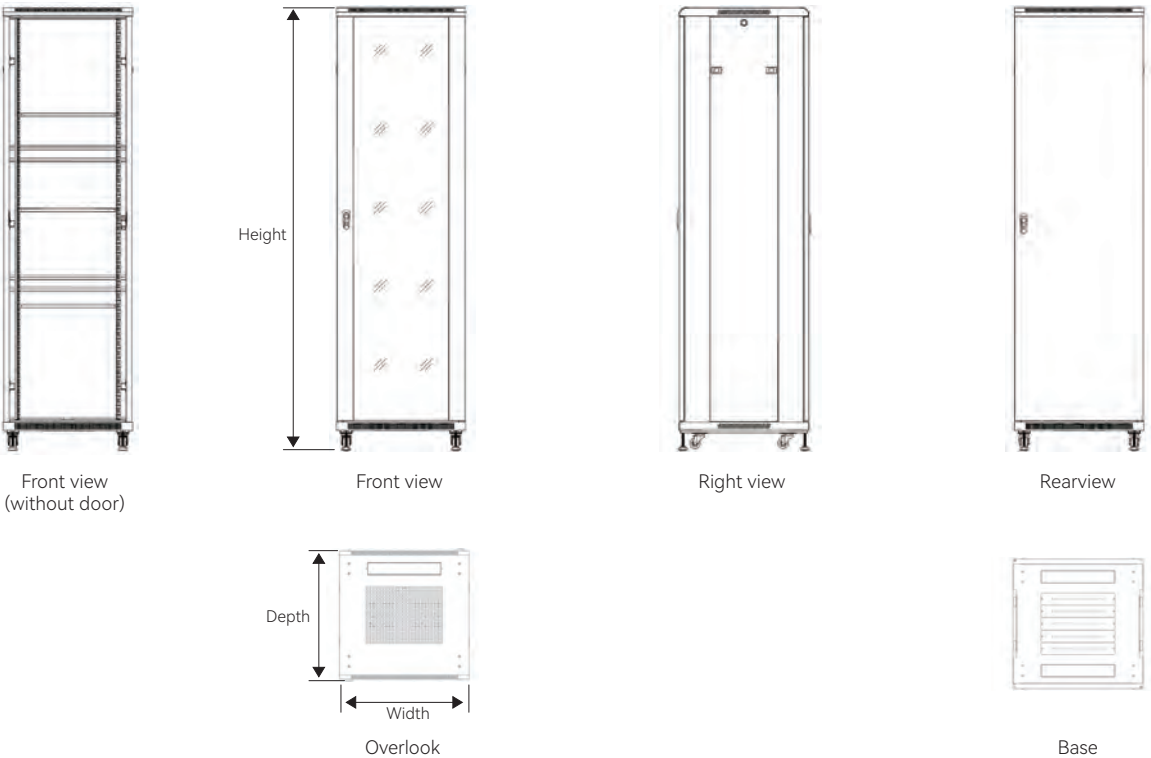
* Note: Subject to change without prior notice.

Expansion Accessories		
No.	Name	Specification Description
1	L-shaped guide rail	P039
2	Shelf	P039
3	Grounding copper busbar	P039
4	Snap-on blind plate	P040
5	Plastic blank panel	P040
6	Brush back holder	P040
7	Cable management ring	P041
8	Horizontal cable manager	P042
9	Vertical cable raceway	P042









* Note: Accessories on request.



Main dimensions of the cabinet



Cabinet door selection

A Type Single open all steel door	B Type Tempered glass door	D Type Single hexagonal mesh door	F Type Double hexagonal mesh door
			
H Type Curved concave and convex hexagonal mesh door	J Type Double open steel door	K Type Curved hexagonal mesh door	P Type Hexagonal mesh tempered door on both sides
			

Detailed information

Ordering Information					
NO.	Model	Specification (mm)			U
		Width	Depth	Height	
1	SY-NCB60637W	600	600	1833	37U
2	SY-NCB60837W		800		37U
3	SY-NCB61037W		1000		37U
4	SY-NCB61237W		1200		37U
5	SY-NCB60642W		600	2055	42U
6	SY-NCB60842W		800		42U
7	SY-NCB61042W		1000		42U
8	SY-NCB61242W		1200		42U
9	SY-NCB60647W		600	2277	47U
10	SY-NCB60847W		800		47U
11	SY-NCB61047W		1000		47U
12	SY-NCB61247W		1200		47U
13	SY-NCB80837W	800	800	1833	37U
14	SY-NCB81037W		1000		37U
15	SY-NCB81237W		1200		37U
16	SY-NCB80842W		800	2055	42U
17	SY-NCB81042W		1000		42U
18	SY-NCB81242W		1200		42U
19	SY-NCB80847W		800	2277	47U
20	SY-NCB81047W		1000		47U
21	SY-NCB81247W		1200		47U

*Note:
1. Can be customized according to needs;
2. The height in the list includes the casters and the support foot height.



The SCG series cabinet is designed for the SoetecK cabinet data center solution, capable of accommodating various equipment such as UPS power supply and distribution, cooling systems, cabinets, wiring, monitoring, and fire protection. It ensures safe, reliable, and efficient operational support for IT equipment, creating a cabinet-based micro data center and enabling one-stop deployment and unified operation and maintenance management of data rooms.

- Material

High quality cold-rolled steel plate
- Structure

The cabinet has a fully modular assembly structure with strong flexibility. It has standard 19-inch mounting columns inside and knocked-out cable holes on the top and bottom, which can be adjusted according to needs.
- Door Plank

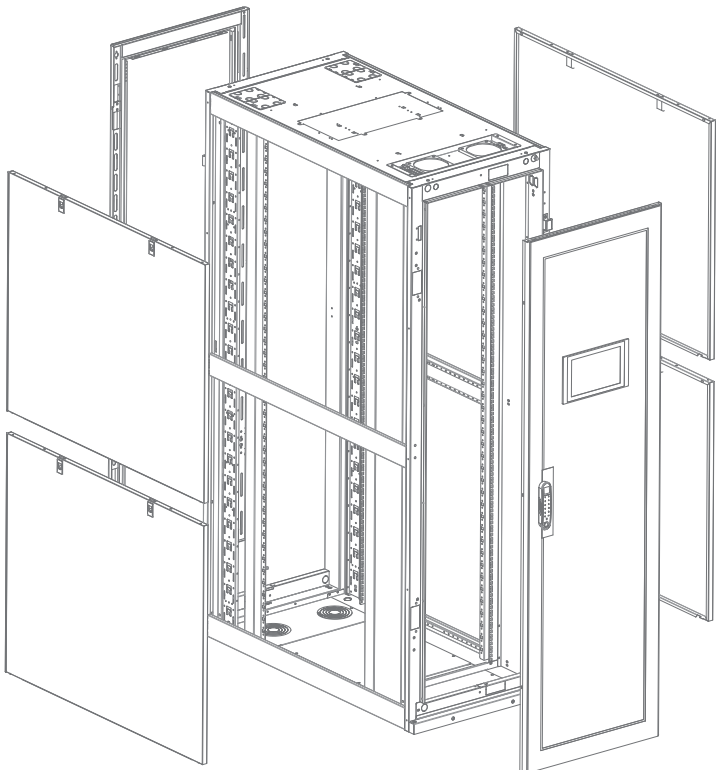
The front door is a steel-framed glass door, and the rear door is a steel quick-release door.
- Side panels

Both sides are steel quick-release side panels
- Color

RAL9004 (Customizable)
- Protection level

IP20 (Optional IP55)
- Static load bearing

Minimum static load not less than 1800KG



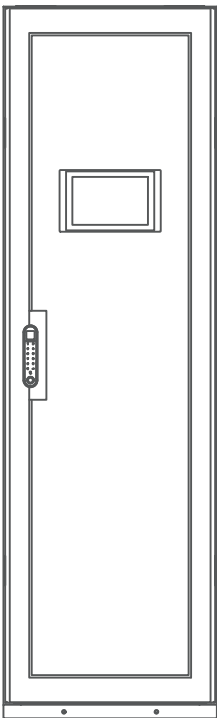
Basic Configuration		
No.	Name	Quantity
1	19-inch standard frame	1
2	Single door with lock (front door)	1
3	Single door with lock (rear door)	1
4	Removable side panels	2
5	Swivel casters	4
6	Support foot	2

* Note: Subject to change without prior notice.

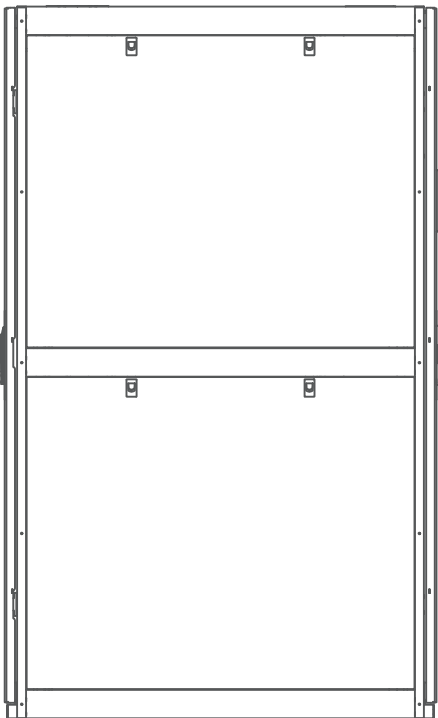
Expansion Accessories		
No.	Name	Specification Description
1	L-shaped Guide Rail	P039
2	Shelf	P039
3	Grounding Copper Busbar	P039
4	Snap-on Blind Plate	P040
5	Plastic Blank Panel	P040
6	Brush Back Holder	P040
7	Cable management ring	P041
8	Horizontal Cable Manager	P042
9	Vertical Cable Raceway	P042

* Note: Accessories on request.

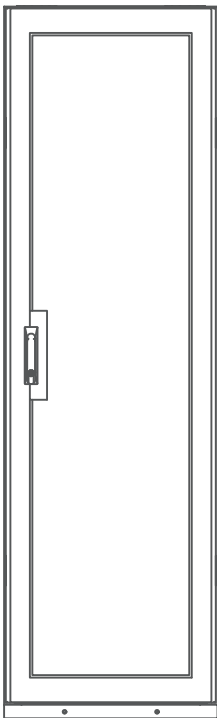
Main dimensions of the cabinet



Front view




Right view



Rearview

WCB series of wall-mounted wiring cabinets are adapted to local conditions, save space, and have a detachable design, which is convenient for transportation and wiring. The various structural designs are compact and highly safe. They are suitable for small integrated wiring projects, floor wiring, smart communities, railways, schools and other projects.



Material

Structure

Door Panel

Side panel

Color

Protection level

Static load bearing

High quality cold-rolled steel plate

The cabinet is a fully modular assembly structure with strong flexibility, internal standard 19-inch mounting columns, top and bottom knock-out wire holes, which can be adjusted according to needs

The front door is a steel-embedded glass door

Both sides are steel quick-release side panels

Computer white/customizable according to needs

IP20

60KG


Basic Configuration			Expansion accessories		
No.	Name	Quantity	No.	Name	Specifications
1	19-inch standard frame	1	1	L-shaped guide rail	P039
2	Single glass front door with lock	1	2	Shelf	P039
3	Closed back door	1	3	Blind plate	P040
4	Removable side panels	2	4	Horizontal cable manager	P042
5	Wall hanging board	1	5	Top cooling fan	P043
			6	D /A /P doors	/

* Note: Subject to change without prior notice.

* Note: Subject to change without prior notice.

Ordering Information					
NO.	Model	Specification (mm)			U
		Width	Depth	Height	
1	SY-WCB64506W	600	450	368	6U
2	SY-WCB64509W			501	9U
3	SY-WCB64512W			635	12U
4	SY-WCB64515W			769	15U
5	SY-WCB64518W			901	18U
6	SY-WCB66006W	600	600	368	6U
7	SY-WCB66009W			501	9U
8	SY-WCB66012W			635	12U
9	SY-WCB66015W			769	15U
10	SY-WCB66018W			901	18U

WCC series of rotating wall-mounted wiring cabinets are adapted to local conditions, save space, and have a detachable design, which is convenient for transportation and wiring. The various structural designs are compact and highly safe. They are suitable for small integrated wiring projects, floor wiring, smart communities, railways, schools and other projects.



Material

Structure

Door Panel

Side panel

Color

Protection level

Static load bearing

High-quality cold-rolled steel plate

The cabinet has a fully modular assembly structure with strong flexibility, standard 19-inch internal mounting columns, top and bottom knock-out wire holes, which can be adjusted according to needs, and a rear rotating wall-mounted box for easy wiring maintenance

The front door is a steel-embedded glass door

Both sides are steel quick-release side panels

RAL9004/customizable according to needs

IP20

60KG

Basic Configuration			Expansion accessories		
No.	Name	Quantity	No.	Name	Specifications
1	19-inch standard frame	1	1	L-shaped guide rail	P039
2	Single glass front door with lock	1	2	Shelf	P039
3	Closed back door	1	3	Blind plate	P040
4	Removable side panels	2	4	Horizontal cable manager	P042
5	Wall box	1	5	Top cooling fan	P043
			6	D /A /P doors	/

* Note: Subject to change without prior notice.


* Note: Subject to change without prior notice.

Ordering Information					
NO.	Model	Specification (mm)			U
		Width	Depth	Height	
1	SY-WCC65506B	600	550	368	6U
2	SY-WCC65509B			501	9U
3	SY-WCC65512B			635	12U
4	SY-WCC65515B			769	15U

* Note: Can be customized according to requirements

L-shaped guide rail


- Use high-quality cold-rolled steel plate, thickness is 2mm
- Product surface degreasing, electrophoresis, and plastic spraying
- Fasten with square nuts and screws, and fix horizontally on the square hole bars on both sides
- Accommodates 19-inch standard equipment

Name	Model	Length (mm)	Loading-bearing	
L-shaped guide rail	CFA80-2.0-01	800	≥65KG	
	CFA75-2.0-01	750		
	CFA70-2.0-01	700		
	CFA65-2.0-01	650		
	CFA60-2.0-01	600		
	CFA55-2.0-01	550		
	CFA50-2.0-01	500		
	CFA45-2.0-01	450		

*Note: Default is black. Unit: Pair

Shelf

- Select high-quality cold-rolled steel plates
- Modular ventilation holes facilitate heat dissipation of equipment
- Fixed in the cabinet, used to carry heavier server equipment
- Can be customized to enhance the load-bearing capacity

Name	Model	Dimension(mm)	
1	CFB80	800	
	CFB75	750	
	CFB70	700	
	CFB65	650	
	CFB60	600	
	CFB55	550	
	CFB50	500	

*Note: Default is black. Unit: pcs


Grounding copper busbar

- Suitable for installation in cabinets
- Occupies 1U height
- Both ends are insulated and fixed, with 16 M6 and 2 M8 threaded holes
- Used as grounding bus for cabinet servers

Name	Model	Dimension(mm)	
Grounding copper bus	FT-PX483	483*15*3mm	

*Note: Unit: Set

Brush back holder

Brush back holder		
Model	MTE02	
Height	1U	
Material	Made of high-quality cold-rolled steel plate and flame-retardant brush	
Surface treatment	Cathodic electrophoretic primer + electrostatic powder spraying	
Specifications	19" installation, used for jumper position in cabinet to facilitate wiring and effectively prevent airflow displacement	


*Note: Default is black. Unit: pcs

Plastic blank panel

Plastic blank panel		
Height	1U/2U	
Material	PC+ABS	
Color	Gray/Black	
Flame retardant properties	V0 Flame retardant grade	
Specifications	19"Tool-free installation, effectively preventing airflow displacement	

*Note: Default is black. Unit: pcs


Blind plate


Snap-on blind plate		
Height	1U/2U/3U/4U	
Material	High-quality cold-rolled steel plate with plastic handle	
Handle color	Gray/Black	
Surface treatment	Cathodic electrophoretic primer + electrostatic powder spraying	
Specifications	Tool-free snap-on installation in 19' cabinet; effectively prevents airflow displacement	

*Note: Default is black. Unit: pcs


Cable management ring

- Used to organize various cables in the cabinet
- Easy to operate and install
- Available in plastic and metal materials

CFH01-1 Cable Management Ring		
Name	Metal Cable Ring	
Model	CFH01-1	
Material	High quality round steel	
Surface treatment	Nickel plating	


CFH01-2 Cable Management Ring		
Name	Plastic Cable Management Ring	
Model	CFH01-2	
Material	PC	
Surface treatment	/	

Note: Default is black; gray can be customized. Unit: pcs


CFH01-3 Cable Management Ring		
Name	Sheet Metal Cable Management Ring	
Model	CFH01-3	
Material	High quality cold rolled steel plate	
Surface treatment	Cathodic electrophoretic primer + electrostatic powder spraying	

Note: Default is black; gray can be customized. Unit: pcs

Horizontal cable manager

Plastic Horizontal Cable Manager		
Model	MTE04	
High	1U	
Material	PC/ABS	
Color	Gray/Black	
Specifications	19 " rack installation; equipment jumper in the cabinet, hidden cable; simple disassembly of cover plate	


* Note: Default is black. Unit: bar

Sheet Metal Horizontal Cable Manager		
Model	MTE05	
High	1U	
Material	High quality cold rolled steel plate	
Surface treatment	Cathodic electrophoretic primer + electrostatic powder spraying	
Specifications	19 " rack installation; equipment jumper in the cabinet,hidden cable; simple disassembly of cover plate	

* Note: Default is black. Unit: bar

Metal Vertical Cable Manager		
Model	CFK01	
Material	High quality cold rolled steel plate	
Surface treatment	Cathodic electrophoretic primer + electrostatic powder spraying	
Specifications	Installed on both sides of the cabinet; Independently manage strong/weak cables within the cabinet	

* Note: Default is black. Unit: bar


Plastic steel vertical cable organizer		
Model	CFK02	
Material	High quality cold rolled steel plate + plastic cable management ring	
Surface treatment	Cathodic electrophoretic primer + electrostatic powder spraying	
Specifications	Flip-top cable management troughs are installed on the left and right sides of the front and rear doors of the cabinet to independently manage strong and weak cables in the cabinet	

* Note: Default is black. Unit: bar


Mood Light

- Installed in a cabinet or module
- Used to indicate temperature status and improve overall aesthetics

Mood light	
Model	LW-INML
Supply voltage	12V
Power	5W/m
Color	Red/Blue/Green



INML-R



INML-B



INML-G

Square nuts,screws

- M6Spring square nut
- M6X12 crown type (ordinary type) screws
- The product surface is galvanized and the spring body surface is high temperature quenched
- For cabinets and racks with 19-inch standard equipment

Square nuts, screws		
Model	CFP01-1	CFP01-2
Color	Nickel Plating	Black



Axial-flow fans

Axial-flow fans	
Specifications	220V AC, 50/60HZ,mid speed
Dimension(mm)	120x120x38
Frame	Cast Aluminum
Air volume	195M3/H
Noise	≤ 48dB
Performance	UL/CSA Certification
Operating temperature	-0℃ ~+70℃
Installation location	Fixed horizontally on the top of the cabinet
Specifications	For heat dissipation inside the cabinet



Locks

- Installed on the front door, rear door and side door of the cabinet
- Round, high-grade door lock (optional)
- The key is universal
- The door can be opened and closed by rotating the handle



Horizontal adjustable support feet

Horizontal adjustable support feet	
Material	Carbon Steel
Surface treatment	Nickel Plating
Loading-bearing	150kg / pcs
Specifications	Installed at the bottom of the cabinet for level adjustment
Adjustment method	Use an open-end wrench to twist the legs clockwise or counterclockwise



Movable casters

Movable casters	
Material	High stamping steel
Loading-bearing	150kg/pcs
Outsourced dimension	55*71*75
Specifications	Installed at the bottom of the cabinet to facilitate cabinet transportation

